



PAOLO CASTELLI



Divani

SOFT RATIO COMPOSITION L

Designer Paolo Castelli

Il divano Soft Ratio ha una base in metallo nero opaco con doppi piedini in bronzo ottone opaco. La scocca esterna in pelle, con cuciture in tinta o a contrasto, e la cuscineria in poliuretano espanso sagomato a quote differenziate offrono comfort e supporto. Nel modulo chaise longue, il tavolino integrato presenta un piano in pietra Pece o rivestito in pelle.

The Soft Ratio sofa features a matte black metal base with dual matte brass bronze feet. The external leather shell, with matching or contrasting stitching, and the shaped differentiated-density polyurethane foam cushions provide comfort and support. The chaise lounge module includes an integrated side table with a Pece stone or leather-covered top.



PAOLO CASTELLI

Specifiche tecniche

MATERIALI

Struttura: legno

Rivestimento: tessuti indoor, pelle

Base: metallo

Piedi antiscivolo: materiale termoplastico

DIMENSIONI (CM)

Dimensioni espresse in centimetri.

Le informazioni sono basate sugli ultimi dati pubblicati a listino.

Central 210: L 210 x P 98 x A 72

Central 210 Left Back: L 210 x P 98 x A 72

Central 210 Right Back: L 210 x P 98 x A 72

Terminal 230 Left: L 230 x P 98 x A 72

Terminal 230 Right: L 230 x P 98 x A 72

Chaise Longue 230 Left: L 230 x P 98 x A 72

Chaise Longue 230 Left Table: L 230 x P 98 x A 72

Chaise Longue 230 Right: L 230 x P 98 x A 72

Chaise Longue 230 Right Table: L 230 x P 98 x A 72

Seduta: P 69 x A 44

PESO (KG)

Paolo Castelli S.p.A. si riserva il diritto di apportare miglioramenti tecnologici ed estetici ai propri modelli, comprese le modifiche alle dimensioni e ai materiali, senza preavviso. I disegni tecnici non definiscono i dettagli del prodotto. Le misure mostrate sono indicative e potrebbero subire modifiche. Per informazioni specifiche, si prega di contattare il rivenditore più vicino a voi.

Technical specifications

MATERIALS

Structure: wood

Upholstery: indoor fabrics, leather

Base: metal

Non-slip feet: thermoplastic material

DIMENSIONS (CM)

Dimensions are expressed in centimeters.

The information is based on the latest data published in the catalog.

Central 210: L 210 x D 98 x H 72

Central 210 Left Back: L 210 x D 98 x H 72

Central 210 Right Back: L 210 x D 98 x H 72

Terminal 230 Left: L 230 x D 98 x H 72

Terminal 230 Right: L 230 x D 98 x H 72

Chaise Longue 230 Left: L 230 x D 98 x H 72

Chaise Longue 230 Left Table: L 230 x P 98 x A 72

Chaise Longue 230 Right: L 230 x D 98 x H 72

Chaise Longue 230 Right Table: L 230 x P 98 x A 72

Seat: D 69 x H 44

WEIGHT (KG)

Paolo Castelli S.p.A. reserves the right to make technological and aesthetic improvements to its models, including changes to the sizes and materials, without notice. The technical drawings do not define the details of the product. The measurements shown are indicative and may undergo changes. For the specific information, please contact the dealer closest to you.

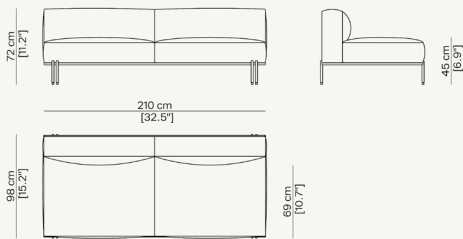


PAOLO CASTELLI

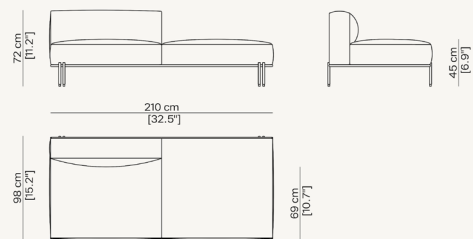
Disegni tecnici

Technical drawings

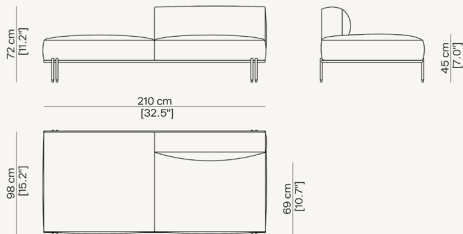
Central 210



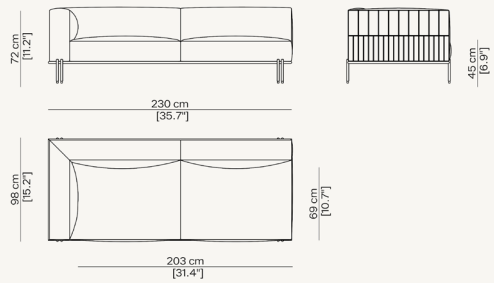
Central 210 left back



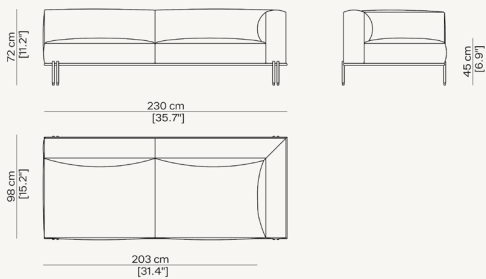
Central 210 right back



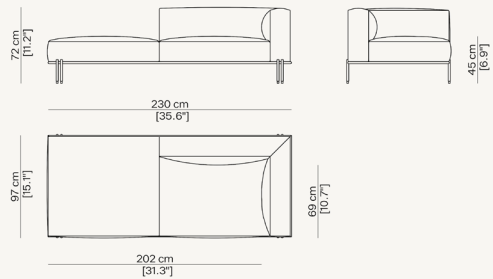
Terminal 230 left



Terminal 230 right



Chaise longue 230 left



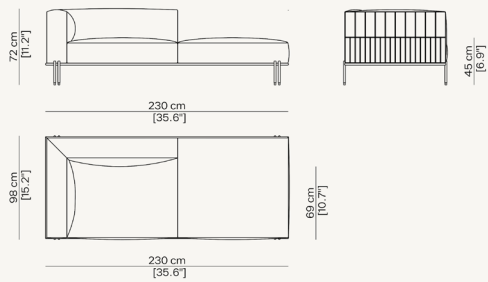


PAOLO CASTELLI

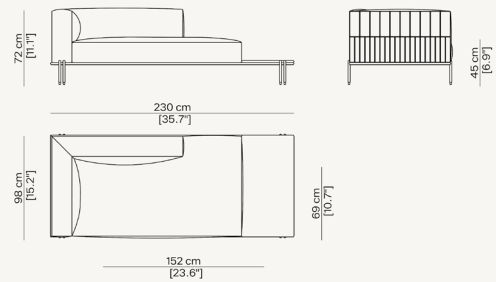
Disegni tecnici

Technical drawers

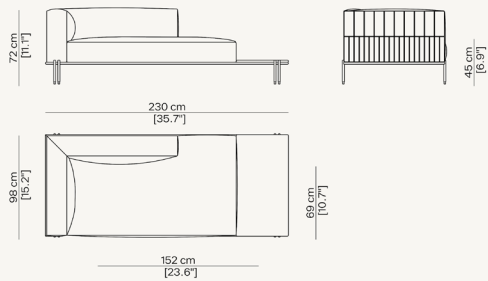
Chaise longue 230 right



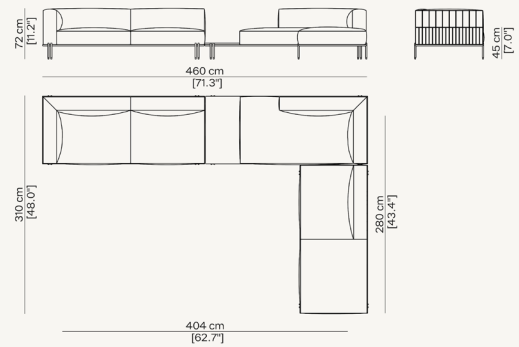
Chaise longue 230 left table



Chaise longue 230 right table



Soft Ratio composition L





PAOLO CASTELLI

Usò e manutenzione

I prodotti Paolo Castelli S.p.A. vengono elaborati interamente a mano, finiti uno per uno, da abili artigiani italiani. Ciò garantisce l'originalità del prodotto e la sua esclusività. I meccanismi interni, le tessiture e i materiali possono subire piccole variazioni che offrono ad ogni prodotto una sua unica personalità.

Utilizzare il prodotto nel rispetto delle corrette destinazioni d'uso.

CURA E PULIZIA

Per garantire la durata del prodotto nel tempo, si consiglia di consultare il manuale 'cura e pulizia', disponibile per il download nell'area dedicata. Il manuale fornisce consigli utili e istruzioni dettagliate per la corretta manutenzione.

ECOLOGIA

Il prodotto, i suoi componenti e gli involucri di imballo/protezione non vanno dispersi nell'ambiente al termine del loro utilizzo, ma conferiti ai sistemi di smaltimento autorizzati, in conformità alle normative vigenti in materia.

Use and maintenance

Paolo Castelli S.p.A. products are manufactured by Italian experienced handcraftsmen, finished one by one. The entire mechanism, the textures and materials may have small variations giving every product a unique personality.

Use the product in accordance with the correct uses.

CARE AND CLEANING

To ensure product durability over time, please refer to our 'care and cleaning' manual - available for you to download from the dedicated section. Such manual provides useful tips and detailed instructions on proper product maintenance.

WASTE DISPOSAL

The product, its components and the packaging/wrapping should not be dumped at the end of use but instead sent to authorised disposal sites, in accordance with current laws on this subject.

 
MADE IN ITALY

TEL. +39 051 4695511 | info@paolocastellispa.com | paolocastelli.com

Copyright © Paolo Castelli S.p.A. | All rights reserved